



SP3100V/RS/HEX4-135 resp. 180

Gas Sample Probe Series SP®



Versions SP3100V and SP3100 for sampling from zones with explosive gas

Special Features

- Approval according to ATEX for sampling from Ex zones 0, 1 and 2
- Approval according to ATEX for mounting in Ex zones 1, 2 or 21, 22
- High operational reliability
- Universal applicability
- Adaption to nearly all process conditions due to its compact and modular design
- Easy installation
- User-friendly maintenance
- Low internal dead volume

Application

The M&C sample probes version SP3100V and version SP3100 are used for continuous sampling of explosive gases (Ex zones 0, 1 and 2) from dust-loaded, high temperature and/or humid processes. The probes can be mounted in Ex zones 1, 2, 21 and 22. The two versions only differ in the sealing material of the filter housing. Version SP3100V has a sealing out of FPM for probe types which are heated up to max.185 °C [365 °F] and version SP3100 has a sealing out of graphite for all probe versions heated up to more than 185 °C [365 °F].

Description

The sample probes are designed for easy installation, reliable operation and user-friendly maintenance. They are versatile in application and depending on the task to be performed, various pre-filters series V12 or V20 with integrated volume displacer, optionally with extension tubes, not included in the scope of delivery, can be simply screwed into the mounting flange (G 3/4") of the basic probe. The sample gas flow rate has to be observed externally for fault monitoring.

This M&C stainless steel or ceramic in-depth filter element with a large surface and high capacity is located in a housing with low internal dead volume outside the process chamber. The probe housing is covered with a protection shield which is part of the Ex approval.

The probes are designed in such a way that changing the filter element is possible without using tools. In this operation, neither the sample probe tube nor the sample line need to be removed, thus avoiding contamination of the clean gas path and maintaining the integrity of the system.

The special design of the optional heating of the M&C probes version SP3100(V) permits controlled heating of the complete filter housing, including the mounting flange. This ensures reliable operation outside the process preventing the temperature from falling below the dew-point.

The optional temperature control of the M&C probes version SP3100(V) can be implemented by three different heater types.

The first possibility is a self-regulating heater version HEX4-135 or HEX4-180 for Ex zones 1 and 21, for gas sampling from zones 0, 1 or 2. In dependence on the ambient temperature and the heater type, the min. temperature in the probe is 90 °C [194 °F] or 120 °C [248 °F]. The max. temperature is 120 °C [248 °F] or 160 °C [320 °F].

The second possibility is a controlled heating version HEX1-3 for Ex zone 1, adjustable up to 180 °C [356 °F] and for sampling from Ex zones 1 or 2. The controller has to be mounted outside the Ex zone.

The third possibility is a controlled heating version HEX1-1 for Ex zone 1, adjustable up to 180 °C [356 °F] and for sampling from Ex zone 1 or 2. The controller can be mounted inside the Ex zone.

For back-purging the M&C pre-filter, the option RS is available with mounted buffer vessel triggered by an explosion-proof solenoid valve. With the mounted option for back-purging type RS, gas can be sampled from zones 1 and 2. The back-purge pressure has to be monitored externally and must be at least 1 bar higher than the process pressure. For the pressure control while back-purging, a corresponding special valve is mounted in the sample gas outlet. Thus, an additional solenoid valve to shut off the sample gas outlet is not necessary. The back purge inlet is shut off by a check valve.

When sampling from Ex zones, back-purging is only allowed with a gas suitable for the sampling point!

Gas sample probe type	SP3100V (up to 185 °C) [up to 365 °F]	SP3100 (more than 185 °C) [more than 365 °F]
Part No.	20S5605	20S5600
Weather protection cover	Yes	
Filter housing material	Stainless steel 316/316Ti	
Sealing materials	Graphite, FKM	Graphite
Probe flange sealing material	Graphite	
Pre-filter/sample tubes	Optionally, see data sheets 2.14 and 2.17	
Sample pressure max.	0.5 to 6 bar abs	
Ambient temperature	-20 to +60 °C [-4 to +140 °F]	
Permissible process gas temperature	Depending on the temperature class, however, max. 200 °C [392 °F] at the probe inlet	
Filter chamber volume	120 cm ³	
Filter element, porosity	F-3SS150 = stainless steel*, 3 µm S-2K150 = ceramic**, 2 µm	
Sample gas outlet connection	1 x 1/4" NPTi for max. 8 mm tube connectors	
Connection gas outlet with option RS	6 mm Swagelok connector	
Mounting flange	DN 65 PN 6, FormB, SS316Ti* > DN or ANSI possible**	
Weight	7 kg [≈ 15.4 lbs]	
Marking	II 1G/2GD -20°C ≤ Ta ≤ +60°C EXAM BVS 04 ATEX H 045X	
Marking with option RSand/or HEX1	II 2G/2GD -20°C ≤ Ta ≤ +60°C EXAM BVS 04 ATEX H 045X	
Option back-purging unit type RS		
Part No.	RS	
Part No.	20S5560(a)	
Power supply	230 V, 50/60 Hz, 9 W or 115 V, 50/60 Hz, 9 W (a)	
Electrical connection	Cable 3 x 1 mm ²	
Marking	II 2GD Ex m II 135°C, in combination with SP3100(V)	
Connection	G 1/2" at the buffer vessel	
Max. back-purge pressure	6 bar abs	
Volume buffer vessel	2 liters	
Ambient temperature	-20 to 60 °C [-4 to +140 °F]	
Option heating type HEX4		
	HEX4-135	HEX4-180
Part No.	20S5510	20S5520
Mounting of controller	In Ex zones 1, 2, 21, and 22	
Control	Self-regulating	
Power supply	115 V - 230 V 50/60 Hz	
Electrical connection	Cable gland, terminal range 7 to 12 mm, terminals max. 4 mm ²	
Marking	II 2G Ex e mb IIC T4.T3 Gb / II 2D Ex tb IIIC 135°C...180°C Db EXAM BVS 04 ATEX E 253 / IECEx BVS 15.0060	
Case protection	IP66; EN 60529	
Power	400 W	
Max. temperature	120 °C [248 °F]	160 °C [320 °F]
Min. temperature	90 °C [194 °F]	120 °C [248 °F]
Ambient temperature	-20 to +60 °C [-4 to +140 °F]	
Low temperature alarm contact	< 60 °C [140 °F], 1 contact MC-NO, 230 V, 1.5 A AC, 0.5 A DC	< 100 °C [212 °F], 1 contact MC-NO, 230 V, 1.5 A AC, 0.5 A DC
Option heating type HEX1		
	HEX1-3	
Part No.	20S9037 (a)	
Mounting of controller	Outside the Ex zone	
Control	Electronic	
Power supply	230 V, 50/60 Hz or 115 V, 50/60 Hz (a)	
Electrical connection	3 x 1.5 mm ²	
Marking	II 2G Ex de ib IIC T3*, other temperature classes on request	
Power	400 W	
Case protection	IP54, EN 60529	
Temperature	0 to 180 °C [32 to 356 °F] T3 or 0 to 135 °C [32 to 275 °F] T4	
Ambient temperature	-20 to +40 °C [-4 to +104 °F]	
Low temperature alarm contact	< 120 °C [< 248 °F], 1 change-over contact, 230 V, 1.5 A AC, 0.5 A DC	

* Standard, ** optionally

Technical Data

Gas sample probe type	SP3100V (up to 185 °C) [up to 365 °F]	SP3100 (more than 185 °C) [more than 365 °F]
Option heating type HEX1	HEX1-1	
Part No.	20S9038(a)	
Mounting controller	Inside Ex zones 1, 2	
Control	Electronic	
Power supply	230 V 50/60 Hz or 115 V 50/60 Hz (a)	
Electrical connection	3 x 1.5 mm ²	
Marking	II 2G Ex de ib IIC T3*, other temperature classes on request	
Power	400 W	
Case protection	IP54; EN 60529	
Temperature	0 to 180 °C [32 to 356 °F] T3 or 0 to 135 °C [32 to 275 °F] T4	
Ambient temperature	-20 to +40 °C [-4 to +104 °F]	
Low temperature alarm contact	< 120 °C [< 248 °F], 1 change-over contact, 230 V 1.5 A AC, 0.5 A DC	
Option 2-way-ball valve in the probe inlet	/VA	
Part No.	20S9050	
Operating temperature	-20 up to +185 °C [-4 up to +365 °F]	
Option 2/3-way-ball valve in the probe inlet	/3VA	
Part No.	20S9325	
Backflush/test gas connection	6 mm tube	
Operating temperature	-20 up to +185 °C [-4 up to +365 °F]	
Option pneum. drive for ball valve /VA or /3VA	MS1	
Part No.	20S9055	
Connection control air	G 1/4" i	
Pressure control air	5 to 10 bar	
Temperature class	T4	
Option second sample gas outlet	/2X	
Part No.	20S9015	
Connection	1/4" NPT i	
Option spun-glass cartridge	/FW	
Part No.	20S9047	20S9046
Material	SS 316Ti, Novapress®	SS 316Ti, Graphite

* Standard
** optionally

Differential pressure and T₉₀ time

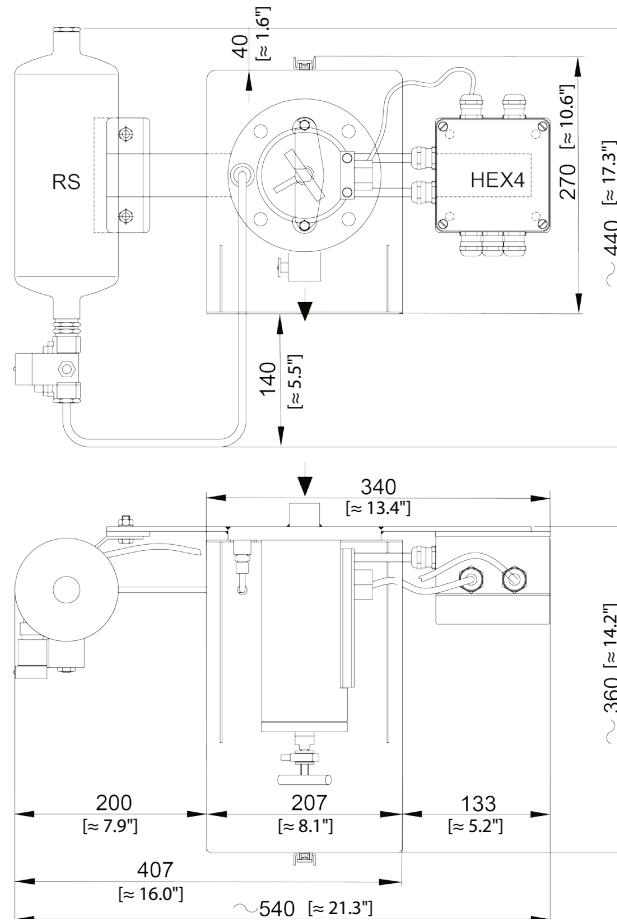
ΔP and T90 at a flow rate of:	100	200	500	1000	1500	NI/h
ΔP with new filter element F-3SS150	0.006	0.012	0.040	0.110	0.215	bar
ΔP with new filter element S-2K150	0.003	0.005	0.02	0.058	0.135	bar
T90 time for SP3100 without tube	6	3.5	1	< 0.5	< 0.5	s

Novapress® is a registered trademark for elastomer-bonded gasket material by Frenzelit GmbH, Germany.

Please note: NI/h and NI/min refer to the German standard DIN 1343 and are based on these standard conditions: 0 °C [32 °F], 1013 mbar.

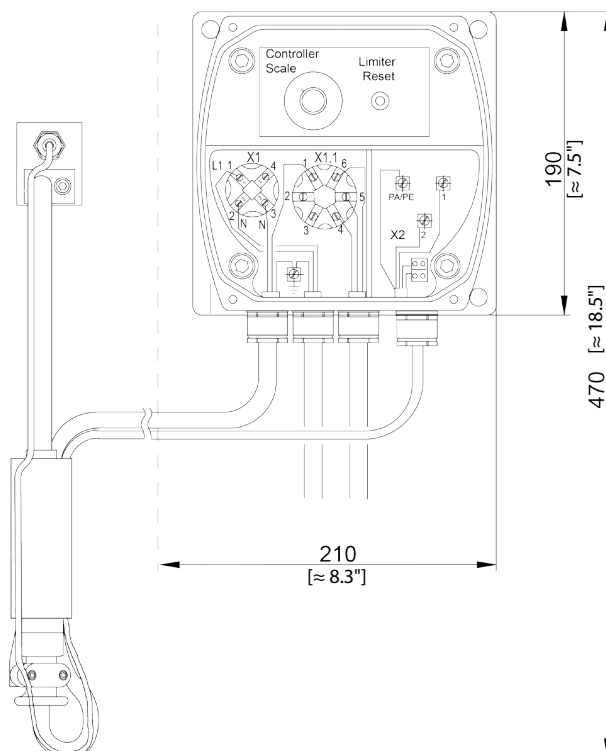
Dimensions

SP3110(V) basic version with option back-purging type RS and heating type HEX4



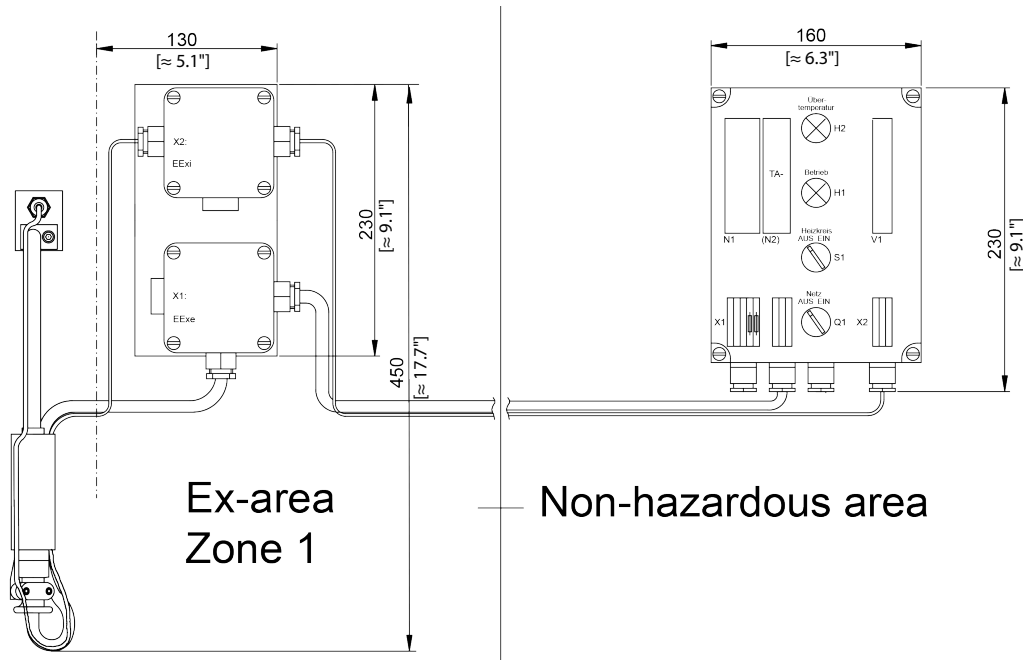
Dimensions in mm [Inches]

Option heating HEX1-1



Dimensions in mm [Inches]

Option heating HEX1-3



Dimensions in mm [Inches]

Options pre-filters and extension tubes






Options	Version	Part No.
Pre-filter type V20-0 for SP probes, internal stainless steel filter frit with volume displacer inside, length: 220 mm [≈ 8.7"], 46 mm OD, filter porosity: 2 µm, temperature: max. 600 °C [1112 °F], connection: G 3/4", material: SS 316L/316Ti	V20-0	20S9105
Pre-filter type V20-0/HC for SP probes, internal Hastelloy filter frit with volume displacer inside, length: 220 mm [≈ 8.7"], 46 mm OD, filter porosity: 2 µm, temperature: max. 900 °C [1652 °F], connection: G 3/4", material: Hastelloy X	V20-0/HC	20S9115
Pre-filter type V20-1 for SP probes, internal stainless steel filter frit with volume displacer inside, length: 520 mm [≈ 20.5"], 60 mm OD, filter porosity: 2 µm, temperature: max. 600 °C [1112 °F], connection: G 3/4", material: SS 316L/316Ti	V20-1	20S9145
Pre-filter type V20-1/HC for SP probes, internal Hastelloy filter frit with volume displacer inside, length: 520 mm [≈ 20.5"], 60 mm OD, filter porosity: 2 µm, temperature: max. 900 °C [1652 °F], connection: G 3/4", material: Hastelloy-X	V20-1/HC	20S9155
Pre-filter type V20-1/HC for SP probes, internal Hastelloy filter frit with volume displacer inside, length: 520 mm [≈ 20.5"], 60 mm OD, filter porosity: 0.5 µm, temperature: max. 900 °C [1652 °F], connection: G 3/4", material: Hastelloy-C	V20-1/HC	20S9156
Pre-filter type V20-3 for SP probes, internal stainless steel filter frit with volume displacer inside, length: 300 mm [≈ 11.8"], 31 mm OD, filter porosity: 2 µm, temperature: max. 600 °C [1112 °F], connection: G 3/4", material: SS 316L/316Ti	V20-3	20S9300
Extra charge for extension of in-situ stainless steel filter frit V20-3 or V20-4 for each 100 mm [~3.9"] additional length (from standard length 300 mm [≈ 11.8"] to mm), max. 1000 mm [~3.3 ft] total filter length, material: SS 316L/316Ti	V20-3	20S9310
Pre-filter type V20-T for SP probes, backflushable internal hose pre-filter with support tube, length: 400 mm [≈ 15.8"], 40 mm OD, filter porosity: 3 µm, temperature: max. 200 °C [392 °F], connection: G 3/4", material: PTFE, SS 316Ti	V20-T	20S9315
Extension tube Vm 500 mm for pre-filters at SP probes, with G 3/4" male connection and internal volume displacer, length: 500 mm [≈ 19.7"], incl. gasket set, sampling temperature: max. 600 °C [1112 °F], material: SS 316 Ti (for pre-filters V20)	Vm500	20S9165
Extension tube Vm1000 mm for pre-filters at SP probes, with G 3/4" male connection and internal volume displacer, length: 1000 mm [≈ 3.3 ft], incl. gasket set, sampling temperature: max. 600 °C [1112 °F], material: SS 316 (for pre-filters V20)	Vm1000	20S9170
Extension tube Vm1500 mm for pre-filters at SP probes with G 3/4" male connection and internal volume displacer, length: 1500 mm [≈ 4.9 ft], incl. gasket set, temperature: max. 600 °C [1112 °F], material: SS 316Ti (for pre-filters V20)	Vm1500	20S9175

For choosing the adequate pre-filter, see also data sheet "Pre-Filters for Gas Sample Probes Series SP", Version SP2000/V20 with G 3/4" connection, SP2000/V12 with flange connection, Version SP2000/20SS 150 with tube connection"







Options	Version	Part No.
In-situ probe tube SP 2000/SS, length: 1 m [≈ 3.3 ft], connection: G 3/4 o, temperature: max. 600 °C [1112 °F], material: SS 316Ti	SP2000/SS	20S9065
In-situ probe tube SP 2000/SS-Vm, length: 1 m [≈ 3.3 ft], with volume displacer, connection: G 3/4 o, temperature: max. 600 °C [1112 °F], material: SS 316Ti	SP2000/SS-Vm	20S9067
In-situ probe tube SP 2000/HC, length: 1 m [≈ 3.3 ft], connection: G 3/4 o, temperature: max.: 900 °C [1652 °F], material: Hastelloy-C	SP2000/HC	20S9090
In-situ probe tube SP2000/KA, length: 1 m [≈ 3.3 ft], connection: G 3/4 o, temperature: max. 1300 °C [2372 °F], material: Kanthal	SP2000/KA	20S9080
In-situ probe tube SP2000/IN, length: 1 m [≈ 3.3 ft], connection G 3/4 o, temperature: max. 1100 °C [2012 °F], material: Inconel	SP2000/IN	20S9077
In-situ probe tube SP2000/HR, length: 1 m [≈ 3.3 ft], connection G 3/4 o, temperature: max. 1200 °C [2192 °F], material: Alloy HR160	SP2000/HR160	20S9103

For choosing the adequate sample tube, see also data sheet "Sample Tubes for Gas Sample Probes Series SP® with G 3/4" connection thread"

Temperature classes for sampling from Ex zone 0

Type	Possible Options	Marking	Temperature class	Max. process gas temp. in °C at the probe inlet	Max. surface temperature in °C
SP3100V		 II 1 G / 2 GD	T6	≤ 68 [≤ 154.4 °F]	68 [154.4 °F]
SP3100V		 II 1 G / 2 GD	T5	≤ 80 [≤ 176 °F]	80 [176 °F]
SP3100V		 II 1 G / 2 GD	T4	≤ 108 [≤ 226.4 °F]	108 [226.4 °F]
SP3100V	/HEX4	 II 1 G / 2 GD	T3	≤ 160 [≤ 320 °F]	160 [320 °F]
SP3100		 II 1 G / 2 GD	T2	≤ 200 [≤ 392 °F]	200 [392 °F]

Temperature classes for sampling from Ex zone 1 or 2

Type	Possible Options	Marking	Temperature class	Max. process gas temp. in °C at the probe inlet	Max. surface temperature in °C
SP3100V		 II 1 G / 2 GD	T6	≤ 80 [≤ 176 °F]	80 [176 °F]
SP3100V		 II 1 G / 2 GD	T5	≤ 95 [≤ 203 °F]	95 [203 °F]
SP3100V	/RS, /HEX4-135	 II 1 G / 2 GD	T4	≤ 130 [≤ 266 °F]	135 [266 °F]
SP3100	/HEX4-180	 II 1 G / 2 GD	T3	≤ 195 [≤ 383 °F]	195 [383 °F]
SP3100	/RS, HEX1	 II 2 G / 2 GD	T3	≤ 195 [≤ 383 °F]	195 [383 °F]
SP3100	/RS	 II 2 G / 2 GD	T2	≤ 200 [≤ 392 °F]	200 [392 °F]